



C L E A R W A T E R[®]

For over ten years Clearwater have been hand-crafting a stunning range of luxuriously designed, freestanding baths and coordinated basins. Our passion is to bring to life statement pieces that satisfy all tastes in both modern and traditional styling, across a wide range of sizes, including ones to fit the smallest of spaces with a range of coordinating basins.



Teardrop Grande ClearStone bath shown with Hoxton floorstanding mono bath shower mixer in Matt Black

MODERN	06
TRADITIONAL	32
BASINS & BRASSWARE	40



Our baths blend elegant design with perfect function to add beauty to your home. Whilst almost all our stone baths are freestanding, the Patinato back-to-wall design offers a uniquely different concept, mixing fashionable styling with practical space saving installation. Equal design attention has been given to the coordinated range of Hoxton mixers, available in three finishes of Chrome, Matt Black and Brushed Brass.

Begin your stunning bathroom design here.



ClearStone

This unique material allows us to craft baths with delicate rims and softer profiles. It has a gloss finish that is scratch-resistant and hardwearing. In the event of minor scratches or chips, Clearstone can be repaired.

The Formoso collection is also available in Matt finish.



Natural Stone

This material gives the bath a heavier and more solid appearance but with a soft, velvety-satin touch. Baths in Natural Stone come with an integrated overflow (except Lonio).



Wash basins

Several of our contemporary baths have a matching countertop washbasin for a coordinated look. Whilst our traditional designs can be paired with a roll-top washbasin mounted on a stainless steel stand.



Installation

To ensure your bath reaches you in perfect condition, the bath is individually boxed and is supplied within a unique synthetic bag that allows the installer to perfectly position it in your bathroom.



Modern and Traditional Baths



Modern



Formoso Petite ClearStone bath shown with Hoxton floorstanding mono bath shower mixer in Chrome

Uno

ClearStone



Uno

L: 1550 W: 725 H: 475

Code: N27CS

*Uno ClearStone bath shown with Hoxton
floorstanding mono bath shower mixer in Matt Black*



*Formoso Grande ClearStone bath shown with Hoxton
floorstanding mono bath shower mixer in Chrome*



Formoso Grande & Petite

ClearStone



Our Formoso Collection has extended to include a subtle Matt finish.

Formoso Grande

L: 1690 W: 800 H: 570

Gloss Code: N2ACS

Matt Code: N2ACSM

Formoso Petite

L: 1500 W: 800 H: 570

Gloss Code: N1ACS

Matt Code: N1ACSM

Formoso basin

D: 350 W: 550 H: 142

Gloss Code: B1ACS

Matt Code: B1ACSM



Palermo Grande & Petite

ClearStone



Palermo basin

L: 350 W: 550 H: 142

Code: B3CCS

Palermo Grande

L: 1790 W: 750 H: 570

Code: N5CCS

Palermo Petite

L: 1524 W: 750 H: 570

Code: N4CCS



Palermo Petite ClearStone bath shown with Hoxton floorstanding mono bath shower mixer in Brushed Brass

*Patinato Clearstone bath shown with
Hoxton panel valves in Matt Black*



Patinato Grande & Petite

ClearStone



Patinato Grande

L: 1690 W: 800 H: 550

Suitable for rim mounted taps

Code: N3BCS

Patinato Petite

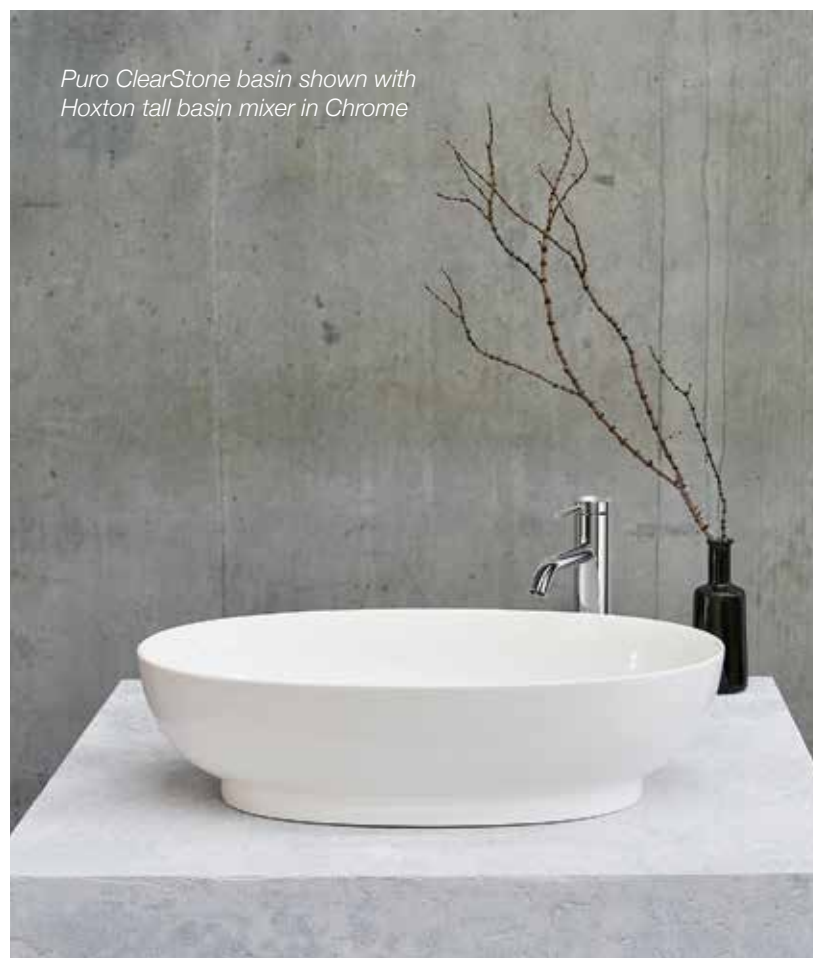
L: 1524 W: 800 H: 550

Suitable for rim mounted taps

Code: N3ACS

Puro

ClearStone



Puro Basin

L: 350 W: 550 H: 142

Code: B13ECS

Puro

L: 1700 W: 750 H: 490

Code: N15CS

*Puro ClearStone bath shown with Hoxton
floorstanding mono bath shower mixer in Chrome*




*Sontuoso ClearStone bath shown with Hoxton
floorstanding mono bath shower mixer in Matt Black*



Sontuoso

ClearStone

*Sontuoso ClearStone basin shown with
Hoxton tall basin mixer in Matt Black*



Sontuoso

L: 1690 W: 700 H: 585

Code: N8ECS

Sontuoso basin

L: 350 W: 550 H: 142

Code: B5ECS

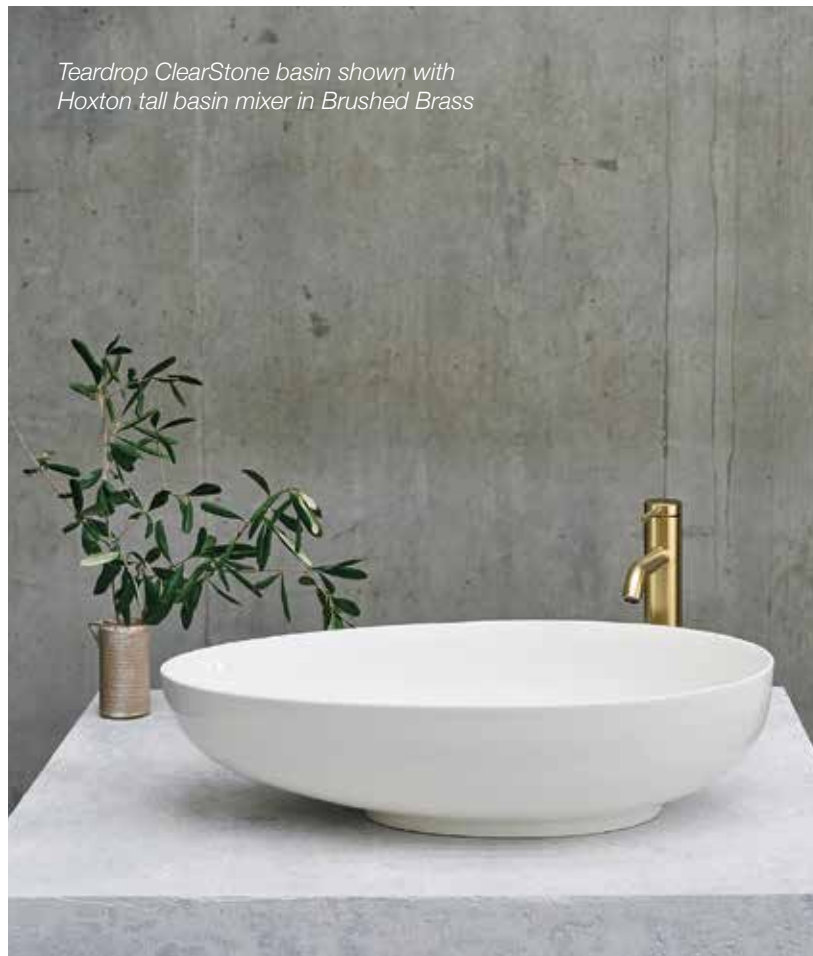
*Teardrop Petite ClearStone bath shown with Hoxton
floorstanding mono bath shower mixer in Brushed Brass*



Teardrop Grande & Petite

ClearStone

*Teardrop ClearStone basin shown with
Hoxton tall basin mixer in Brushed Brass*



Teardrop Grande

L: 1910 W: 820 H: 480

Code: M11FCS

Teardrop Petite

L: 1690 W: 820 H: 480

Code: M10FCS

Teardrop basin

L: 350 W: 550 H: 142

Code: B10ECS

*Vicenza Grande ClearStone bath shown with Hoxton
floorstanding mono bath shower mixer in Chrome.
See page 24 for Vicenza Natural Stone bath and basin.*



Vicenza Grande & Petite

ClearStone



Vicenza Grande

L: 1800 W: 800 H: 570

Code: N7DCS

Vicenza Petite

L: 1524 W: 800 H: 570

Code: N6DCS

Vicenza & Piccolo

Natural Stone



Vicenza

L: 1790 W: 750 H: 555

Code: N7D

Vicenza basin

L: 390 W: 590 H: 140

Code: B4D

Vicenza Piccolo

L: 1600 W: 750 H: 555

Code: N6D



Vicenza Natural Stone bath shown with Hoxton floorstanding mono bath shower mixer in Chrome

Lacrima

Natural Stone



Lacrima

L: 1690 W: 800 H: 560

Code: N12

*Lacrima Natural Stone bath shown with Hoxton
floorstanding mono bath shower mixer in Chrome*





*Nebbia Natural Stone bath shown with Hoxton
floorstanding mono bath shower mixer in Chrome*

Nebbia

Natural Stone



Nebbia

L: 1600 W: 800 H: 600/800

Code: N14

Vigore

Natural Stone



Vigore

L: 1700 W: 760 H: 565

Code: N17

*Vigore Natural Stone bath shown with Hoxton
floorstanding mono bath shower mixer in Chrome*



Traditional



*Florenza ClearStone bath shown with Hoxton
floorstanding mono bath shower mixer in Brushed Brass*

Balthazar

ClearStone



Balthazar

L: 1675 W: 761 H: 711

Stainless steel: N25CS

ClearStone inner with polished
chrome stainless steel outer.



*Balthazar ClearStone bath shown with
Kensington bath shower mixer with stand pipes*

*Batello Grande ClearStone bath shown with
Kensington bath shower mixer with stand pipes*



Batello

ClearStone



Batello

L: 1690 W: 800 H: 690

Code: N10CS

Legs

Code: L1C

See page 51 for colour options.

Medium roll top basin with stand

L: 470 W: 650 H: 880

Code: B8E & B8ES

Includes basin and stand

Florenza

ClearStone



*Florenza ClearStone basin shown with
Hoxton tall basin mixer in Brushed Brass*

Florenza

L: 1828 W: 864 H: 569

Code: N23CS

Florenza basin

L: 350 W: 550 H: 142

Code: B11ECS



*Florenza ClearStone bath shown with Hoxton
floorstanding mono bath shower mixer in Brushed Brass*



Basins and Brassware




Modern *basins*

Formoso
ClearStone



L: 350 W: 550 H: 142
Gloss Code: B1ACS
Matt Code: B1ACSM

Palermo
ClearStone



L: 350 W: 550 H: 142
Code: B3CCS

Puro
ClearStone



L: 350 W: 550 H: 142
Code: B13ECS

Sontuoso
ClearStone



L: 350 W: 550 H: 142
Code: B5ECS

Teardrop
ClearStone



L: 350 W: 550 H: 142
Code: B10ECS

Florenza
ClearStone



L: 350 W: 550 H: 142
Code: B11ECS

Vicenza
Natural Stone



L: 390 W: 590 H: 140
Code: B4D

Sontuoso
Natural Stone



L: 390 W: 590 H: 140
Code: B5E



Compatible Wastes: W22, HOX.011MB, HOX.011BB, HOX.UWBB

All modern basins are without overflow.

Traditional *basins*



Small roll top with stainless steel stand
Natural Stone

D: 470 W: 550 H: 880

B7E basin
B7ES stand



Medium roll top with stainless steel stand
Natural Stone

D: 470 W: 650 H: 880

B8E basin
B8ES stand



Large roll top with stainless steel stand
Natural Stone

D: 470 W: 750 H: 880

B9E basin
B9ES stand



Double roll top with stainless steel stand
Natural Stone

D: 470 W: 1000 H: 880

B10DE basin
B10ES stand



Small roll top with up-stand and stainless steel stand
Natural Stone

D: 470 W: 550 H: 880

B7E UPS basin
B7ES stand

This basin can also be wall mounted but will require support brackets TZJ.550.

Designed to work with Riviera wall mounted basin mixers.



Medium roll top with up-stand and stainless steel stand
Natural Stone

D: 470 W: 650 H: 880

B8E UPS basin
B8ES stand

This basin can also be wall mounted but will require support brackets TZJ.650.

Designed to work with Arcade wall mounted basin mixers.



Details on the brassware collections can be found online.

Compatible wastes: W11, W18, HOX.010MB, HOX.011BB, HOX.UWBB

Basin supplied undrilled for your preferred choice of 1, 2, or 3 taphole.

All traditional basins with integrated overflow.


Modern *Hoxton*



Colour

Available in three stunning finishes; classical Chrome, stunning Matt Black for a dramatic effect or Brushed Brass for a look that screams sophisticated glamour.

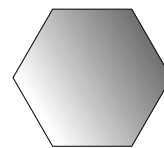
For more details and matching accessories see our Britton Brochure.



Matt Black



Brushed Brass



Chrome

Basin mixer



MB: HOX.001MB
BB: HOX.001BB
CP: HOX.001CP

Tall basin mixer



MB: HOX.002MB
BB: HOX.002BB
CP: HOX.002CP

Panel valves



MB: HOX.025MB
BB: HOX.025BB
CP: HOX.025CP

Bath shower mixer



MB: HOX.008MB
BB: HOX.008BB
CP: HOX.008CP

Floorstanding mono bath shower mixer



MB: HOX.009MB
BB: HOX.009BB
CP: HOX.009CP

Bath filler with click clack waste



MB: HOX.0351MB
BB: HOX.0351BB
CP: HOX.0351CP

Click clack bath waste and overflow



MB: HOX.013MB
BB: HOX.013BB
CP: HOX.013CP

Bottle trap



MB: HOX.0402MB
BB: HOX.0402BB
CP: HOX.0402CP

Basin waste slotted



MB: HOX.010MB
BB: HOX.010BB

Basin waste unslotted



MB: HOX.011MB
BB: HOX.011BB

Universal basin waste



BB: HOX.UWBB

Traditional *bath & basin* taps

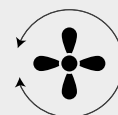


If you would like the black variation of tap handles, simply add BLA to the end of the code. Example code CL1 BLA.

For full details see our Burlington Brochure.

Traditional Screw Down Options

All our taps (except Kensington) are available with traditional screw down valves. For 'Screw Down' simply remove QT to the product code. Example code CL15.



Traditional Screw Down



Quarter Turn

Standard

To turn your standard taps into taps with regent bases, simply add 'R' to your code. Example shown below AN1.



Regent

Regent tap bases have been designed so that the spouts are 30mm higher off the bath/basin than their equivalent name sake. Example shown below ANR1.



Anglesey

Add AN to the start of the code.



Claremont

Add CL to the start of the code.



Birkenhead

Add BI to the start of the code.



Kensington

Add KE to the start of the code (Quarter Turn Only).



Deck-mounted

Bath shower mixer with 'S' adjuster



Code S: CL15-QT
Code R: CLR15-QT

Bath filler



Code S: CL23-QT
Code R: CLR23-QT

Stand pipes with horizontal bar



Code: W7

One Tap Hole

Basin mixer with central indice with click clack waste



Code S: CL6-QT
Code R: CLR6-QT

Basin mixer with central indice with pop up waste



Code S: CL4-QT
Code R: CLR4-QT

Basin mixer with central indice with plug & chain waste



Code S: CL5-QT
Code R: CLR5-QT

Mono basin mixer



Code S: CL45-QT

Two Tap Hole

2 basin tap 5"



Code S: CL2-QT
Code R: CLR2-QT

Three Tap Hole

3 tap hole mixer with pop up waste



Code S: CL12-QT
Code R: CLR12-QT



Code S represents Standard height brassware.
Code R represents Regent height brassware.

Wastes & Accessories

**Exposed bath overflow,
plug & chain**



D: 318 W: 75 H: 565
White: W4
Black: W4 BLA

**Exposed bath overflow &
click clack waste**



D: 318 W: 75 H: 565
Code: CW6

**Wastes for
baths without a
predrilled overflow**



D: 70 W: 70 H: 794
Code: CW11

**Bath filler with click
clack waste extended**



Code: BFW0361 &
BFW0302C

**Bath filler with pop
up waste extended**



Codes: BFW0363 &
BFW0342C

SmartWaste



Code: CW13

**Chrome click clack
bath waste (unslotted)**



D: 70 W: 70 H: 55
Code: CW2

**Natural Stone
click clack bath
waste (slotted)**



D: 70 W: 70 H: 60
Code: CW1N

**Lonio Natural Stone
click clack bath
waste (unslotted)**



D: 70 W: 70 H: 55
Code: CW2N

**ClearStone click clack
bath waste (unslotted)**



D: 70 W: 55 H: 20
Gloss Code: CW2NCS
Matt Code: CW2NCSM

**Chrome click clack
bath waste (slotted)**



D: 70 W: 70 H: 60
Code: CW1

P trap



D: 50 W: 117 H: 86
Code: CW3

P trap connection pipe



D: 40 W: 872 H: 220
Code: W21

Click clack basin waste (unslotted)



D: 61 W: 61 H: 86
Code: W22

Click clack basin waste (slotted)



D: 61 W: 61 H: 71
Code: W11

Flip top basin waste (slotted)



D: 61 W: 61 H: 71
Code: W18

Classic basin bottle trap



D: 367 W: 67 H: 197
Code: W14

Square basin bottle trap



D: 360 W: 67 H: 170
Code: W17

Flat bottom basin bottle trap



D: 362 W: 67 H: 197
Code: W13



Easy access for hair removal
or finding lost jewellery.

In the extremely unlikely event of any minor damage to your bath, an easy to use repair kit is available from your Clearwater dealer.

Code: CRK

Baths Overview



Uno, page 8
Modern ClearStone



Formoso, page 10
Modern ClearStone



Palermo, page 12
Modern ClearStone



Patinato, page 14
Modern ClearStone



Puro, page 16
Modern ClearStone



Sontuoso, page 18
Modern ClearStone



Teardrop, page 20
Modern ClearStone



Vicenza, page 22
Modern ClearStone



Vicenza, page 24
Modern Natural Stone



Lacrima, page 26
Modern Natural Stone



Nebbia, page 28
Modern Natural Stone



Vigore, page 30
Modern Natural Stone



Balthazar, page 34
Traditional ClearStone



Batello, page 36
Traditional ClearStone



Florenza, page 38
Traditional ClearStone



These feet are essential to
complete the Batello bath
only:

Claw feet chrome

Code: L1C

Claw feet white

Code: L1W

Claw feet black

Code: L1B

ONLINE

You can view the full Clearwater collection on our website alongside exclusive videos, styling tips for your bathroom and technical details about the product.

If you would prefer to view in person, you can use the website's showroom locator to find your nearest Clearwater display.

IN STORE

There is a local Clearwater specialist near you.

To find your nearest retailer, search our website under
clearwaterbaths.com/find-a-retailer

GUARANTEES

All Clearwaters products are made using the highest quality materials and are produced to meet or exceed European and U.K. Standards. With correct installation and use the products will give many years of trouble-free service.

All products within the brand are covered by Clearwater's guarantees.
Clearwater guarantees are subject to online registration.

For more information on guarantees visit
clearwaterbaths.com/guarantee

INSPIRATION

Follow us on



clearwaterbaths.com

Due to continuous product improvements we reserve the right to change the product specification without prior notice. The text, images and layout of this catalogue are protected by copyright and other intellectual property rights. All images within this brochure are, where possible, a true representation of our products. Some colours may vary. Please visit the websites for more information.

Our websites should be used as reference for the most up to date product specification.





Part of the
Bathroom Brands Group
clearwaterbaths.com

Lake View House
Rennie Drive, Dartford
Kent, DA1 5FU

January 2023